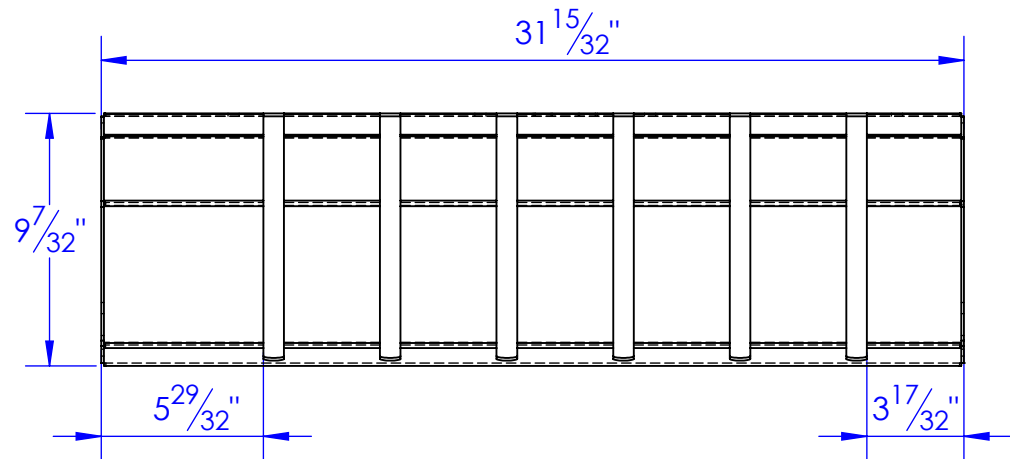
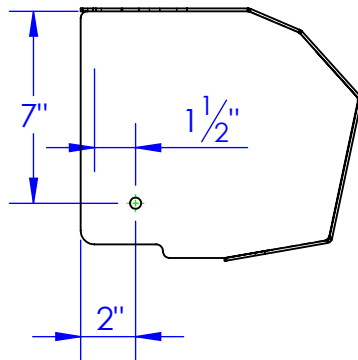
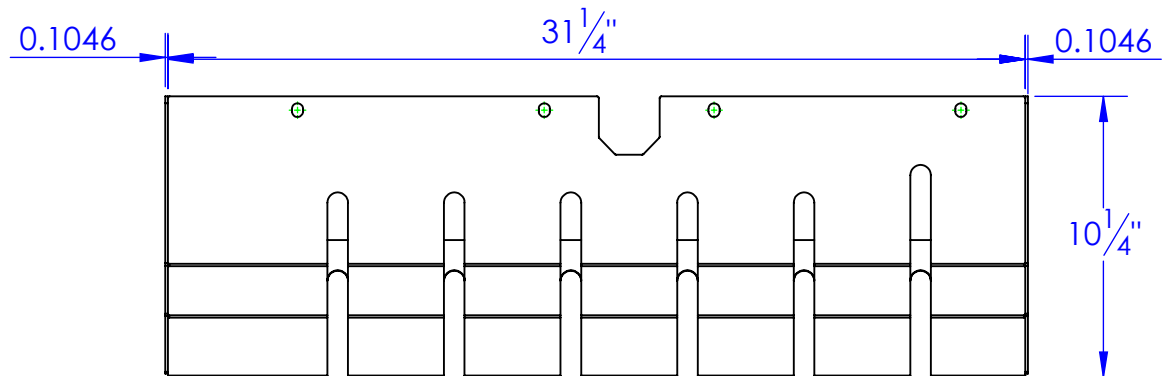
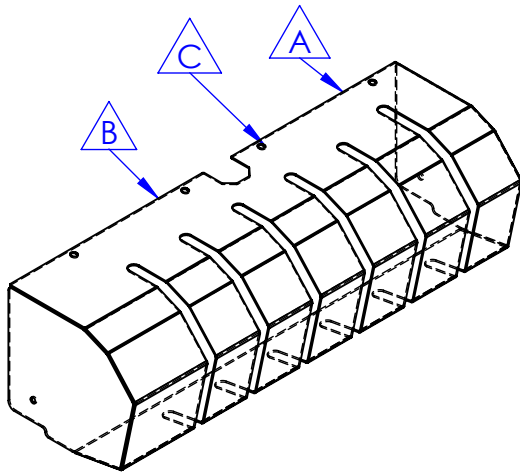


ITEM NO.	PART NUMBER	DESCRIPTION	MATERIAL	DRAWING #	QTY.
1	FP-HFL-601	SHIELD, TOOTH, HYDRA FLAKER	12ga HRS.	40-2221	1
2	FP-HFL-603	SHIELD, TOOTH END CAP	12ga HRS.	40-2220	2

REVISIONS			
REV.	DESCRIPTION	DATE	APPROVED
A	UPDATED TO NEW STANDARD PRINT FROM # HFL-600	2/14/2012	
B	UPDATED TO NEW WIDTH 31-15/32 FROM 31-5/32"	9/17/2012	
C	UPDATED TO SHOW BOLT DOWN SLOTS	4/16/2013	



PROPRIETARY AND CONFIDENTIAL
THE INFORMATION CONTAINED IN THIS DRAWING IS THE SOLE PROPERTY OF TRIPLE C INC. ANY REPRODUCTION IN PART OR AS A WHOLE WITHOUT THE WRITTEN PERMISSION OF TRIPLE C INC. IS PROHIBITED.

DIMENSIONS ARE IN INCHES TOLERANCES: FRACTIONAL $\pm 1/16$ ANGULAR: MACH ± 1 BEND \pm TWO PLACE DECIMAL ± 010 THREE PLACE DECIMAL ± 005	
MATERIAL	---
DO NOT SCALE DRAWING	

NAME	DATE
DRAWN HEATH	4/16/2013
PART #	FP-HFL-600
ASM #	
COMMENTS: TOOTH SHIELD ASSEMBLY, HYDRA FLAKER	

P.O. BOX 248, SABETHA, KS 66534			
TRIPLE C INC.			
SIZE A	DWG. NO. 40-1225 C	REV. C	
SCALE: 1:7	WEIGHT: 21.56	SHEET 1 OF 1	